




A Buyer's Guide

Made Simple




This guide will help the consumer properly understand the basics behind gutter systems and provide them with a step-by-step guide on purchasing the proper GutterStuff® product for them.

Step 1: Selecting the Gutter Style

When it comes to figuring out what type of gutter is on your house, it is important to understand the different types of gutters that are out on the market. Predominately, there are three main categories for gutters: K-Style, Half Round, and Fascia.

K-Style:

K-Style gutters are the most common style of gutters in the residential market.



Half Round:

Half Round gutters have been around for years, prior to the invention of the K-Style gutter, half round gutters were the most commonly used gutter style.



Fascia:

The Fascia gutter style comes from fascia boards, which are used to cap the end of the rafters outside a building. Generally, K-Style and Half Round gutters have to be attached to fascia boards, however, Fascia gutters do not need to be. They eliminate the need for that fascia board, allowing for an inexpensive gutter design (Typically used in California). Fascia gutters have a longer backside than the topside.

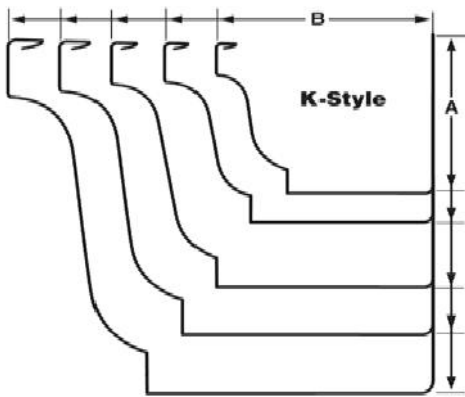


Step 2: Selecting the Gutter Size

When determining the size of your gutter, it is important to keep safety in mind. When getting up to your gutter, make sure that the ladder is secure and is tied off. Once by the gutters, it is necessary to take two measurements. These are shown in the diagrams below as side A and B.

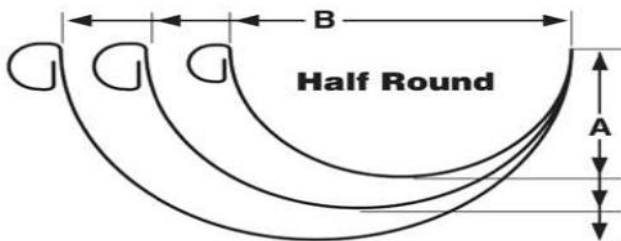
Note: Side A is the backside and Side B is along the top of the gutter.

K-Style:



K-STYLE GUTTER					
A (BACK HEIGHT)	3 1/8"	3 5/8"	4 7/8"	5 7/8"	7 1/4"
B (TOP WIDTH)	4"	5"	6"	7"	8"
GutterStuff SIZE & STYLE	4" K STYLE	5" K STYLE	6" K STYLE	7" K STYLE	8" K STYLE

Half Round:

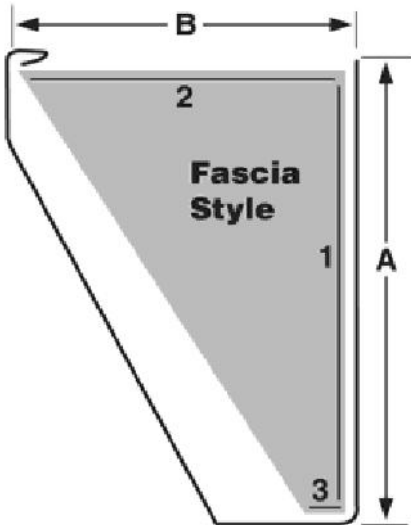


HALF ROUND GUTTER			
A (TOTAL HEIGHT)	2"	2 1/2"	3"
B (TOP WIDTH)	4"	5"	6"
GutterStuff SIZE & STYLE	4" HALF ROUND	5" HALF ROUND	6" HALF ROUND

Step 2: Selecting the Gutter Size (*Continued*)

Fascia:

Fascia style gutters vary in size so drastically that there are no standard size gutters. Therefore, GutterStuff® has developed an easy to use system for ordering custom made GutterStuff® for Fascia gutters.



FASCIA GUTTER DIMENSIONS	<i>GutterStuff</i> [®] CUSTOM FOAM SIZE	
A (BACK HEIGHT)	1	A
B (TOP WIDTH)	2	B PLUS 1/4"
	3	1/2"

Simply measure Side A (the backside of the gutter) and Side B (the top side of the gutter). The GutterStuff® size to purchase is for side A. For example, if side A is 5" and side B is 4", then order the GutterStuff® item that is size 4"-6" because size A is 6" or less. Once on the screen below, put the measurement that you took for side A and B and place the values in the corresponding boxes and press Add to Cart.



Step 3: Selecting the GutterStuff® Model

GutterStuff® comes in three different models: GutterStuff® Ez, GutterStuff®, and GutterStuff® Pro. All three models are composed of the same durable polyether foam with the built in fire retardant, germicide, and UV stabilizer. However, each of the models has a different warranty length and may have an additional coating on the product for extra protection.



3 Year Warranty

Uncoated Product



GutterStuff® Ez is the very basic model of the GutterStuff® Family. GutterStuff® Ez is made for the consumer that needs gutter protection, however, may not have a big budget for this addition.



5 Year Warranty

Top Coated Product



GutterStuff® is the Original foam filter insert that was brought to the market in 1994. GutterStuff® is made for the consumer that gets a considerable amount of leaves and debris.



15 Year Warranty

Fully Coated Product

